

GETTING STARTED

From the dadeschools.net page, log into the **Student Portal**.

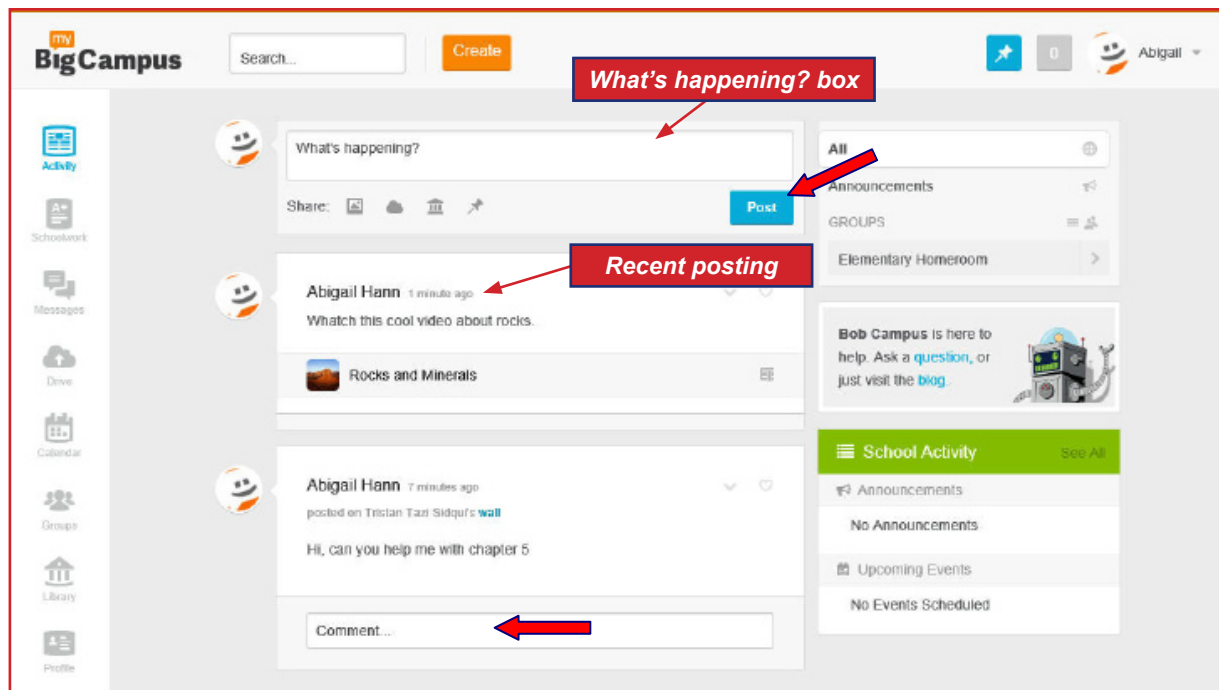
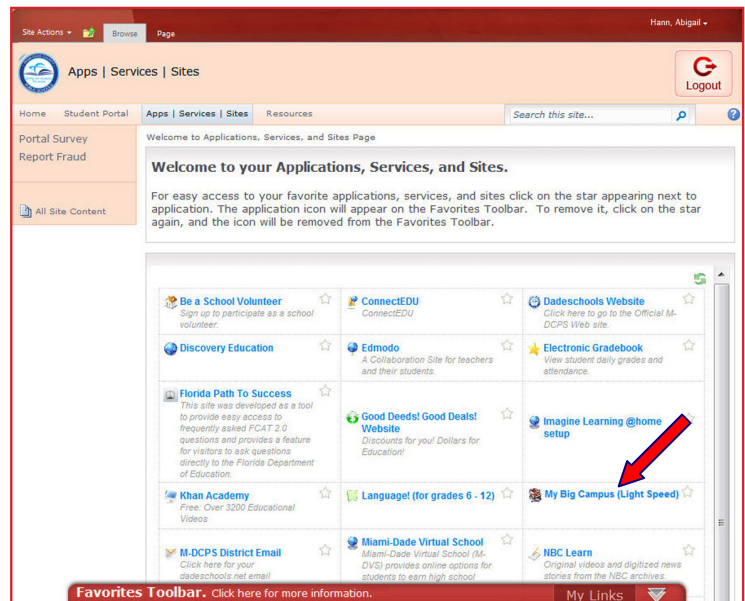
- ▼ **Select** **Apps | Services | Sites**
- ▼ **Select** **My Big Campus (Light Speed)**

Your Activity page will display.

Note: The first time you access the application you'll need to accept the Terms of Use.

What You See

This is where you will see the activity of all the people that are in the groups you belong to, plus any others you may choose to follow. The activity page shows only the most recent activity, with the newest items at the top of the page.



The **What's happening?** box is used to post information on your Activity page, also referred as your wall.

- ▼ **Type** your message
- ▼ **Click** **Post**


To comment on one of the postings, in the comment box, underneath the posting,

- ▼ **Type** your message
- ▼ **Press** **Enter** on your keyboard

A message from your teacher to watch a video recently posted on your wall.

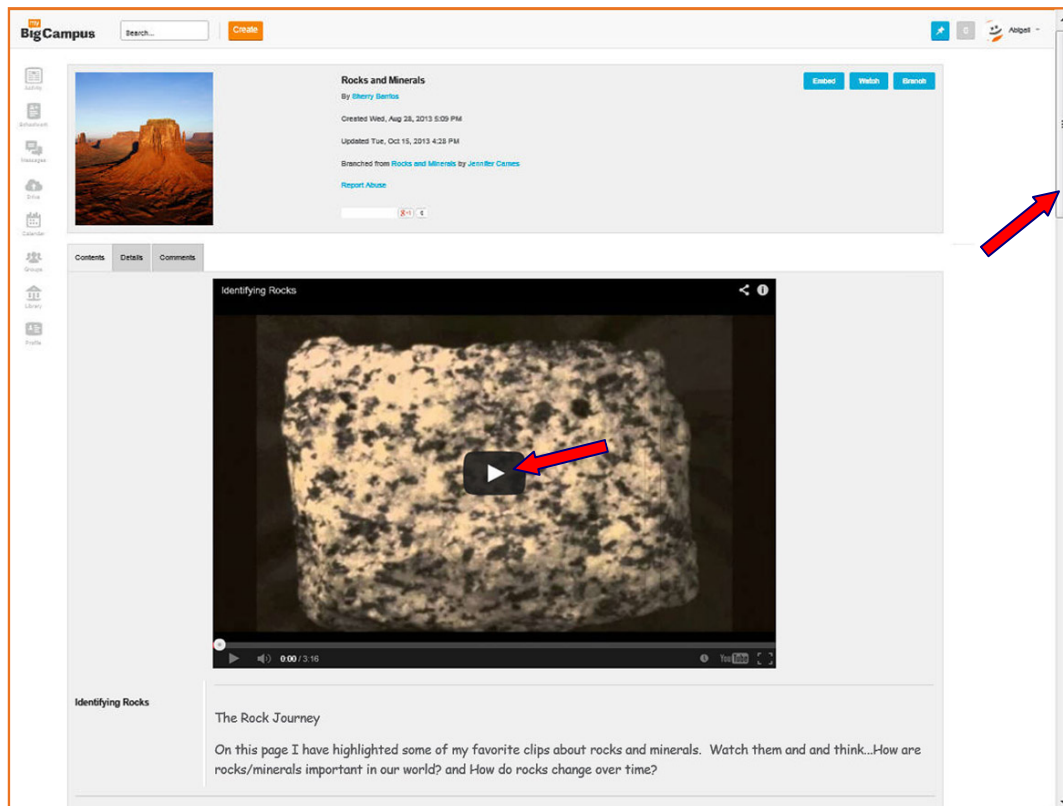
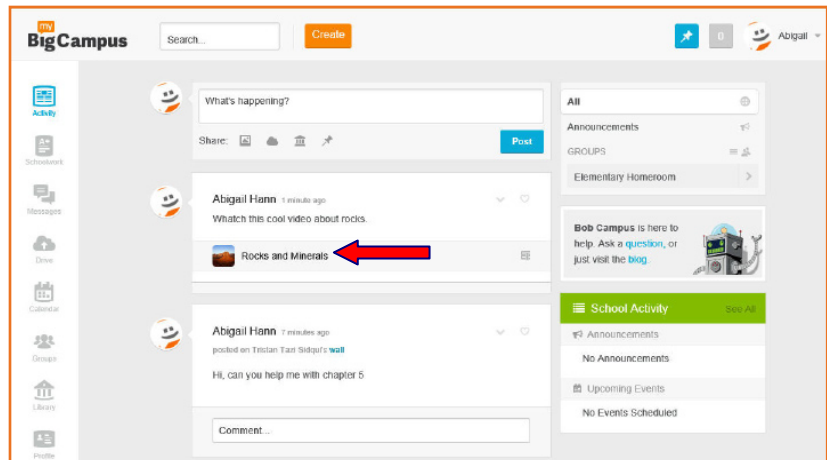
▼ **Click the title or the picture**

A page with the video will open. If the video does not display on the page, allow all contents to be displayed. Look for the message at the bottom of your screen.



▼ **Click Show all content**

The video will display on the page. Videos could be in bundles, scroll down to view other related videos.



▼ **Click the Play button to start watching the video**

From here you can comment on the video or go to your Activity page and enter a comment.